

Investment Monthly

Fed rate cut and a US soft-landing outlook support sentiment

October 2024



Key takeaways

- ◆ The Fed rate cut and its forecast of no recession support market sentiment. We now expect two more 0.25% rate cuts this year. Historically, quality bonds and equities continue to rally further after the first cut. We continue to favour Global and US equities and investment grade with 5-7 year maturities. Fed rate cuts should give more scope for EM central banks to cut rates, so we move EM local currency bonds up to neutral, preferring India and Indonesia.
- ◆ China's new stimulus package brings tactical opportunities but more significant fiscal easing is needed for sustainable growth. The supply chain reorientation, the global rate cut cycle and any pick-up in sentiment in the region should benefit ASEAN markets. We therefore upgrade Singapore stocks to overweight.
- ◆ We continue to broaden and balance our sector exposure in the US, favouring technology, industrials, communications, financials and healthcare. As a result of rate cuts, we upgrade Global and European utilities to overweight, which should benefit from lower borrowing costs and rising electricity demand. Both communications and real estate are rate-sensitive sectors. We upgrade European communications to neutral due to strong EPS growth expectations, which leads to an overweight position globally. We also move Asian real estate up to neutral.



Willem Sels
Global Chief Investment Officer,
HSBC Global Private Banking and
Wealth



Lucia Ku
Global Head of Wealth Insights,
HSBC Wealth and Personal
Banking

Asset class	6-month view	Comment
Global equities	▲	Solid earnings growth, rate cuts and high cash balances are positive for global equities. We continue to broaden our geographical and sector exposure to widen the opportunity set and diversify, to balance risks and opportunities.
Government bonds	▼	As the global rate-cutting cycle unfolds, government bond yields should decline. We remain neutral on Treasuries and UK gilts, while unattractive Japanese government bonds lead our overall positioning to underweight.
Investment grade (IG) corporate bonds	▲	We prefer investment grade to government bonds as spreads are fair and the search for yield should support flows. We focus on locking in current yields of those with 5-7 year maturities.
High yield (HY) corporate bonds	▶	We continue to maintain a neutral stance on global high yield bonds as spreads are insufficient for rising defaults. They are also more sensitive to market uncertainties than better rated bonds.
Gold	▶	Gold is trading at record highs with further easing from the Fed and some weakness of USD already incorporated in the price. We should see less upside as physical demand is waning and supply is picking up thanks to more gold recycling.

▲ "Overweight" implies a positive tilt towards the asset class, within the context of a well-diversified, typically multi-asset portfolio.
 ▼ "Underweight" implies a negative tilt towards the asset class, within the context of a well-diversified, typically multi-asset portfolio.
 ▶ "Neutral" implies neither a particularly negative nor a positive tilt towards the asset class, within the context of a well-diversified, typically multi-asset portfolio.
 Icons: ↑ View on this asset class has been upgraded; ↓ View on this asset class has been downgraded.

Talking points

Each month, we discuss 3 key issues facing investors

1. How should investors position their portfolios for rate cuts?

- ◆ The Fed's 2% growth forecast for 2024 and 2025 and Chair Powell's comments suggest that a US recession is not expected in the foreseeable future. This should support global risk appetite. Following the 0.5% rate cut in September, we now expect the federal funds target range to fall to 3.25%-3.50% by end-2025, including two more 0.25% rate cuts this year (with the possibility of 0.5% in November).
- ◆ Historically, quality bonds and equities continue to rally further after the first cut. Equities tend to see more solid upside in the following 6 months (except for 2001 and 2007), although we may see some volatility in the first 2 to 3 months, which coincides with the US election in this cycle, adding to the uncertainty. However, rate cuts and solid earnings growth should provide support and present a good opportunity for investors to pick up quality assets. Markets should also stabilise once the US election results are known.
- ◆ We remain overweight on Global and US equities and continue to lock in bond yields of investment grade (5-7 year). As Fed rate cuts should give more scope for EM central banks to cut rates, we move EM local currency bonds up to neutral, preferring India and Indonesia.

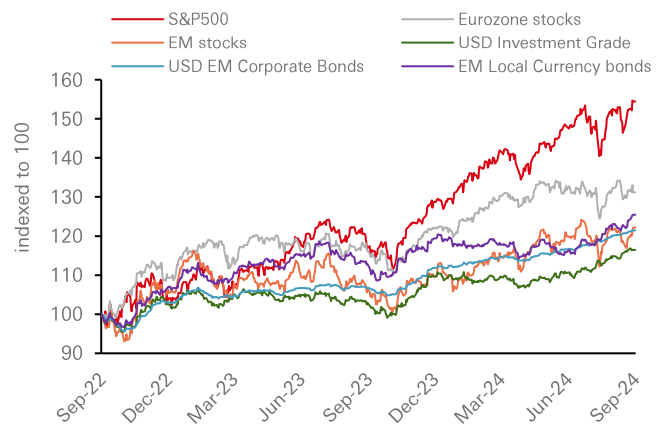
2. What are the investment implications of China's stimulus package?

- ◆ With a stronger sense of urgency to recover the market, the Chinese financial regulators have unveiled a new package of support measures, including a 0.5% cut in banks' reserve requirements, a 0.2% cut in the repo rate, a reduction in existing mortgage rates and changes to the minimum downpayments, new tools to bolster the stock market, as well as the establishment of a stock market stabilisation fund.
- ◆ While these will bring short-term tactical opportunities, we think more significant fiscal easing is needed to support a sustained growth recovery. We remain neutral on mainland Chinese and Hong Kong equities and prefer quality Chinese SOEs paying high dividends, and internet leaders with solid earnings and big valuation discounts to their global peers. The low-for-longer rate environment should also support Chinese local and hard currency bonds. For Hong Kong, we prefer undervalued high dividend stocks in insurance, telecom and utilities and oversold property developers with strong balance sheets.
- ◆ Asia's growth momentum driven by India, South Korea and Japan remains intact. The supply chain reorientation and the global rate cut cycle should support ASEAN markets. Singapore stands to benefit as an open economy. Our upgrade of Singapore stocks to overweight is also supported by its 4.9% dividend yield (the highest in the region), reasonable valuations (12.8x) and earnings forecast upgrades.

3. Which sectors should benefit from rate cuts?

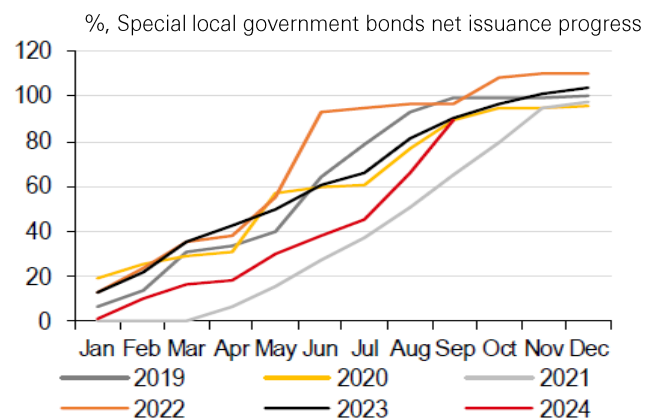
- ◆ Although earnings growth of the big tech companies should remain strong, the pace should decelerate. Rate cuts leading to lower capital costs, as well as increased consumer spending and corporate investments, are accretive to earnings across sectors. We continue to broaden and balance our sector exposure in the US, favouring technology, industrials, communications, financials and healthcare.
- ◆ With lower interest rates, we upgrade Global and European utilities to overweight as the sector should benefit from rising electricity demand, and investors looking for higher dividends. This is balanced by also upgrading the more cyclical communications sector in Europe, whose EPS growth expectations for 2024 are the highest among all sectors there. This leads to an overweight position for the sector globally.
- ◆ Real estate is also a rate-sensitive sector. With a huge REIT market in Singapore benefitting from the global policy easing cycle, we also upgrade Asian real estate to a neutral position.

Chart 1: The rate cut and soft-land message have led to a broad-based rally across most asset classes



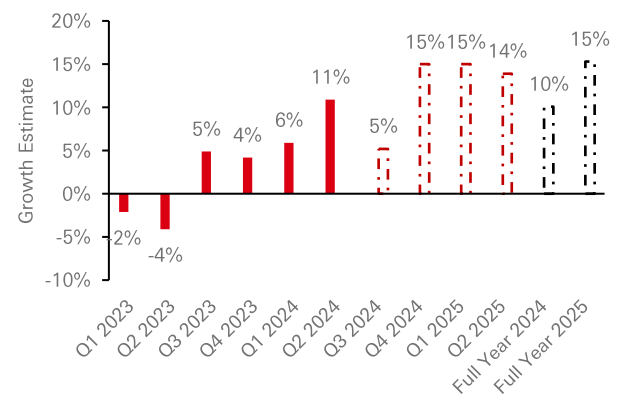
Source: Bloomberg, HSBC Global Private Banking and Wealth as at 25 September 2024. Past performance is not a reliable indicator of future performance.

Chart 2: Accelerating Chinese government bond issuance to fund fiscal stimulus



Source: Bloomberg, HSBC Global Research, HSBC Global Private Banking and Wealth as at 25 September 2024. Past performance is not a reliable indicator of future performance.

Chart 3: Earnings growth remains solid in the US S&P 500: Factset YoY% change in earnings growth



Source: Bloomberg, HSBC Global Private Banking and Wealth as at 23 September 2024.

Asset Class Views

Our latest house view on various asset classes

Asset class	6-month view	Comment
Global equities		
Global	▲	Solid earnings growth, rate cuts and high cash balances are positive for global equities. We continue to broaden our geographical and sector exposure to widen the opportunity set and diversify, to balance risks and opportunities.
United States	▲	Fed rate cuts and innovation will boost earnings momentum amid moderating growth. We prefer companies with strong market positions and innovative products across sectors. Markets may remain volatile leading up to the US election.
United Kingdom	▲	A positive cyclical outlook, improved earnings momentum and attractive valuations support our bullish view on UK equities, which are also more defensive in nature.
Europe ex-UK	▶	Earnings growth is gradually picking up. We prefer companies that are reasonably priced, innovative and global leaders in their industry. Immigration and tourism support economic growth in Spain.
Japan	▲	The reflationary trend is becoming more sustainable while strong earnings growth, corporate governance reforms and the AI boom are also key drivers for Japanese equities.
Emerging Markets (EM)	▶	Fed rate cuts should provide more scope for EM central banks to follow. We are most positive on EM Asia where corporate earnings growth is likely to rebound sharply in 2024.
EM EMEA	▼	Monetary and geopolitical uncertainties remain headwinds for the region.
EM LatAm	▼	Political uncertainty in Mexico and renewed rate hikes in Brazil may trigger selling.
Asia ex Japan equities		
Asia ex-Japan	▲	Asia's solid fundamentals and structural trends offer diversification and growth opportunities. We see strong growth momentum in India while corporate governance reforms and the technology-led exports boom should benefit South Korea.
Mainland China	▶	We stay neutral on mainland Chinese equities and see tactical opportunities in undervalued quality industry leaders with strong earnings and high potential to enhance shareholder returns by increasing dividend payouts and share buybacks.
India	▲	India is backed by the tailwinds of young demographics, rising middle-class consumers, robust foreign and domestic investment, tech innovation and green transformation. The Union Budget focuses on fiscal discipline and job creation.
Hong Kong	▶	We favour the undervalued insurance, telecom and utilities sectors, as well as select oversold property developers with strong balance sheets. Valuations remain attractive.
Singapore	▲↑	Singapore's large REITs sector should benefit from the global rate-cutting cycle. The country's attractive dividend yield, earnings forecast upgrades and reasonable valuations also support our upgrade to an overweight position.
South Korea	▲	The global AI-driven tech investment boom, the "Corporate Value-Up Programme" and attractive valuations bode well for South Korean equities. We favour companies with strong cashflows and low leverage to raise shareholders' returns.
Taiwan	▶	The equity market is benefitting from the AI boom and strong demand for semiconductors. As valuations are expensive, we remain neutral.
Government bonds		
Developed markets (DM)	▼	As the global rate-cutting cycle unfolds, government bond yields should decline. While we remain neutral on Treasuries and UK gilts, unattractive Japanese government bonds lead our overall position to underweight.
United States	▶	The US Treasury yield curve has finally normalised after more than two years of inversion (2-10 years). We remain neutral on the asset class and position for a 5-7 year duration target.
United Kingdom	▶	Given mixed labour market data and resilient PMI prints, we think there is room for the Bank of England to wait for clearer signs of disinflation before cutting rates again in November and December. We focus on locking in higher rates now.
Eurozone	▶	The ECB abstained from giving any guidance on the future rate path after a 0.25% cut in September. Absolute yields remain less attractive relative to other government bond markets, but we still lock in yields at these levels.
Japan	▼	We expect the Bank of Japan to further normalise its monetary policy with a cautious approach. The next hike is most likely to occur in Q1 next year. Japanese government bonds remain unattractive in our view.
Emerging Markets (Local currency)	▶↑	We upgrade EM local currency bonds to neutral as more (or earlier) EM rate cuts and the search for carry should support better total returns. We favour Indian and Indonesian local currency debt.
Emerging Markets (Hard currency)	▶	We still find yields generally appealing but remain selective and focus on quality issuers.
Corporate bonds		
Global investment grade (IG)	▲	We prefer investment grade to government bonds as spreads are fair and the search for yield should support flows. We focus on locking in current yields of those with 5-7 year maturities.
USD investment grade (IG)	▲	US investment grade has historically outperformed other markets after the first Fed's rate cut and when growth is moderate. Despite the recent fall in rates, absolute yields remain attractive.
EUR and GBP investment grade (IG)	▲	We favour European and GBP IG corporate bonds with medium duration for income opportunities. We focus on quality issuers with global business exposure.
Asian investment grade (IG)	▲	Fed rate cuts will create more room for Asian central banks to lower rates. We favour Asian financials, and quality Chinese SOEs and TMT (technology, media and telecom) companies.
Global high-yield (HY)	▶	We continue to maintain a neutral stance on global high yield bonds as spreads are insufficient for rising defaults. They are also more sensitive to market uncertainties.
USD high-yield (HY)	▶	Despite low defaults and manageable refinancing risk, the risk premia of US high yield is too low versus investment grade.
EUR and GBP high-yield (HY)	▶	Although growth has bottomed, spreads in high yield remain tight compared to historical averages, so are less attractive.
Asian high-yield (HY)	▶	Amid lingering weak homebuyer sentiment and oversupply concerns, we remain cautious on China's property sector and prefer quality issuers (e.g. Macau gaming) in the region.
Commodities		
Gold	▶	Gold is trading at record highs with further easing from the Fed and some weakness of USD already incorporated in the price. We should see less upside as physical demand is waning and supply is picking up thanks to more gold recycling.
Oil	▶	While geopolitics could provide temporary support for oil, spare capacity and moderate demand limit the upside.

Sector Views

Global and regional sector views based on a 6-month horizon

Sector	Global	US	Europe	Asia	Comment
Consumer Discretionary	▶	▶	▶	▶	The sector is suffering from weak discretionary spending trends in most regions. Q2 results were mixed as customers became selective or traded down. Generally, companies' H2 guidance was for slower growth. Even hospitality and tourism are seeing signs of cooling demand. Autos remain in turmoil as supply chain issue re-emerges and EV demand continues to decelerate. Home appliance demand remains subdued pending a recovery in home sales.
Financials	▲	▲	▶	▶	Globally and in the US, the sector continues to benefit from an improving economic backdrop while interest rates look set to decline slowly with a modest impact on earnings. Capital market activity has picked up. Regional banks with significant exposure to the real estate sector and loans remain an area of concern. Adverse weather events are weighing on the insurance and re-insurance segments.
Industrials	▲	▲	▶	▲	We expect a pick-up in new orders in Q4 and a re-rating of earnings to ease valuations. Asian industrials are showing tentative signs of slowly improving fundamentals. Medium term, we remain positive on the sector as government policy remains supportive in China, Europe and, especially, the US where the Inflation Reduction Act (IRA) and CHIPS Act are driving significant investments in new production capacity and infrastructure.
Information Technology	▲	▲	▲	▲	Big tech stocks have seen some pullback as the rally broadens. AI will be the key driver for the sector as the technology becomes increasingly embedded leading to product and service capability enhancements, productivity gains and competitive differentiation. The next wave of AI development should benefit digital infrastructure companies focused on cloud, data centres, software and cooling technologies.
Communications Services	▲↑	▲	▶↑	▲	We upgrade the sector in Europe (which triggers a global sector upgrade) as the telecom service sector benefits from lower interest rates and changes to the regulatory environment that may trigger long-awaited consolidation in the region. The US Communications sector continues to deliver above-average earnings growth for this year as fundamentals and attractive prices continue to attract investors. In Asia, the stabilising regulatory environment and low valuations offer an attractive risk-return profile.
Materials	▶	▶	▶	▶	Copper prices remain the bright spot in the commodity markets on rising renewables, electrical and digital infrastructure demand plus some strategic inventory building in China. Iron ore, steel and EV battery materials remain lacklustre. M&A activity has sparked interest in the miners. Chemical stocks remain range-bound while chemical business remains subdued.
Real Estate	▼	▼	▶	▶↑	We upgrade Asian real estate as valuations appear to have stabilised in mainland China and Hong Kong, with other markets in the region either stable or improving. Globally, there are tentative signs of improving sentiment as markets anticipate lower interest rates and signs of a better pricing environment.
Consumer Staples	▶	▶	▶	▲	Strong competition and consumers trading down have created a weak pricing environment for companies in many markets. As a result, Q2 sales results were generally disappointing with margins also squeezed by continuing wage inflation. The sector is trading in line with historical valuations limiting potential upside.
Energy	▶	▶	▲	▶	Low valuations, strong cashflow and high dividends appear to be insufficient to change sentiment towards the sector as energy prices remain range-bound. On a seasonally-adjusted basis, supplies appear plentiful and inventories adequate, backed by the relatively mild winter in Europe. In 2024, energy prices may not benefit from geopolitical uncertainties as they have over the last two years.
Healthcare	▲	▲	▲	▼	New product launches; less hostile pricing environment and the ebbing wave of major product patent expirations should help lift the sector after a period of under-performance. Healthcare sales growth should start to benefit from easier comparables while new pharma products should lift sentiment and expectations. In Asia, valuations remain high, trading well above historical levels.
Utilities	▲↑	▶	▲↑	▲	We upgrade European utilities (which triggers a global sector upgrade) due to further company earnings/revenue upgrades and expected rising demand from data centres and energy storage. The momentum of renewable projects continues to accelerate. Interest rate cuts should provide a tailwind and improve sentiment further. Utilities typically benefit as interest rates fall and investors look to high dividend-paying stocks.

Disclaimer

This document or video is prepared by The Hongkong and Shanghai Banking Corporation Limited ("HBAP"), 1 Queen's Road Central, Hong Kong. HBAP is incorporated in Hong Kong and is part of the HSBC Group. This document or video is distributed and/or made available, HSBC Bank (China) Company Limited, HSBC Bank (Singapore) Limited, HSBC Bank Middle East Limited (UAE), HSBC UK Bank Plc, HSBC Bank Malaysia Berhad (198401015221 (127776-V))/HSBC Amanah Malaysia Berhad (20080100642 1 (807705-X)), HSBC Bank (Taiwan) Limited, HSBC Bank plc, Jersey Branch, HSBC Bank plc, Guernsey Branch, HSBC Bank plc in the Isle of Man, HSBC Continental Europe, Greece, The Hongkong and Shanghai Banking Corporation Limited, India (HSBC India), HSBC Bank (Vietnam) Limited, PT Bank HSBC Indonesia (HBID), HSBC Bank (Uruguay) S.A. (HSBC Uruguay is authorised and oversought by Banco Central del Uruguay), HBAP Sri Lanka Branch, The Hongkong and Shanghai Banking Corporation Limited – Philippine Branch, HSBC Investment and Insurance Brokerage, Philippines Inc, and HSBC FinTech Services (Shanghai) Company Limited and HSBC Mexico, S.A. Multiple Banking Institution HSBC Financial Group (collectively, the "Distributors") to their respective clients. This document or video is for general circulation and information purposes only.

The contents of this document or video may not be reproduced or further distributed to any person or entity, whether in whole or in part, for any purpose. This document or video must not be distributed in any jurisdiction where its distribution is unlawful. All non-authorised reproduction or use of this document or video will be the responsibility of the user and may lead to legal proceedings. The material contained in this document or video is for general information purposes only and does not constitute investment research or advice or a recommendation to buy or sell investments. Some of the statements contained in this document or video may be considered forward looking statements which provide current expectations or forecasts of future events. Such forward looking statements are not guarantees of future performance or events and involve risks and uncertainties. Actual results may differ materially from those described in such forward-looking statements as a result of various factors. HBAP and the Distributors do not undertake any obligation to update the forward-looking statements contained herein, or to update the reasons why actual results could differ from those projected in the forward-looking statements. This document or video has no contractual value and is not by any means intended as a solicitation, nor a recommendation for the purchase or sale of any financial instrument in any jurisdiction in which such an offer is not lawful. The views and opinions expressed are based on the HSBC Global Investment Committee at the time of preparation and are subject to change at any time. **These views may not necessarily indicate HSBC Asset Management's current portfolios' composition. Individual portfolios managed by HSBC Asset Management primarily reflect individual clients' objectives, risk preferences, time horizon, and market liquidity.**

The value of investments and the income from them can go down as well as up and investors may not get back the amount originally invested. Past performance contained in this document or video is not a reliable indicator of future performance whilst any forecasts, projections and simulations contained herein should not be relied upon as an indication of future results. Where overseas investments are held the rate of currency exchange may cause the value of such investments to go down as well as up. Investments in emerging markets are by their nature higher risk and potentially more volatile than those inherent in some established markets. Economies in emerging markets generally are heavily dependent upon international trade and, accordingly, have been and may continue to be affected adversely by trade barriers, exchange controls, managed adjustments in relative currency values and other protectionist measures imposed or negotiated by the countries with which they trade. These economies also have been and may continue to be affected adversely by economic conditions in the countries in which they trade. Investments are subject to market risks, read all investment related documents carefully.

This document or video provides a high-level overview of the recent economic environment and has been prepared for information purposes only. The views presented are those of HBAP and are based on HBAP's global views and may not necessarily align with the Distributors' local views. It has not been prepared in accordance with legal requirements designed to promote the independence of investment research and is not subject to any prohibition on dealing ahead of its dissemination. It is not intended to provide and should not be relied on for accounting, legal or tax advice. Before you make any investment decision, you may wish to consult an independent financial adviser. In the event that you choose not to seek advice from a financial adviser, you should carefully consider whether the investment product is suitable for you. You are advised to obtain appropriate professional advice where necessary.

The accuracy and/or completeness of any third-party information obtained from sources which we believe to be reliable might have not been independently verified, hence Customer must seek from several sources prior to making investment decision.

The following statement is only applicable to HSBC Mexico, S.A. Multiple Banking Institution HSBC Financial Group with regard to how the publication is distributed to its customers: This publication is distributed by Wealth Insights of HSBC México, and its objective is for informational purposes only and should not be interpreted as an offer or invitation to buy or sell any security related to financial instruments, investments or other financial product. This communication is not intended to contain an exhaustive description of the considerations that may be important in making a decision to make any change and/or modification to any product, and what is contained or reflected in this report does not constitute, and is not intended to constitute, nor should it be construed as advice, investment advice or a recommendation, offer or solicitation to buy or sell any service, product, security, merchandise, currency or any other asset.

Receiving parties should not consider this document as a substitute for their own judgment. The past performance of the securities or financial instruments mentioned herein is not necessarily indicative of future results. All information, as well as prices indicated, are subject to change without prior notice; Wealth Insights of HSBC Mexico is not obliged to update or keep it current or to give any notification in the event that the information presented here undergoes any update or change. The securities and investment products described herein may not be suitable for sale in all jurisdictions or may not be suitable for some categories of investors.

The information contained in this communication is derived from a variety of sources deemed reliable; however, its accuracy or completeness cannot be guaranteed. HSBC México will not be responsible for any loss or damage of any kind that may arise from transmission errors, inaccuracies, omissions, changes in market factors or conditions, or any other circumstance beyond the control of HSBC. Different HSBC legal entities may carry out distribution of Wealth Insights internationally in accordance with local regulatory requirements.

Important Information about the Hongkong and Shanghai Banking Corporation Limited, India ("HSBC India")

HSBC India is a branch of The Hongkong and Shanghai Banking Corporation Limited. HSBC India is a distributor of mutual funds and referrer of investment products from third party entities registered and regulated in India. HSBC India does not distribute investment products to those persons who are either the citizens or residents of United States of America (USA), Canada or New Zealand or any other jurisdiction where such distribution would be contrary to law or regulation.

The following statement is only applicable to HSBC Bank (Taiwan) Limited with regard to how the publication is distributed to its customers: HSBC Bank (Taiwan) Limited ("the Bank") shall fulfill the fiduciary duty act as a reasonable person once in exercising offering/conducting ordinary care in offering trust services/ business. However, the Bank disclaims any guarantee on the management or operation performance of the trust business.

The following statement is only applicable to PT Bank HSBC Indonesia ("HBID"): PT Bank HSBC Indonesia ("HBID") is licensed and supervised by Indonesia Financial Services Authority ("OJK"). Customer must understand that historical performance does not guarantee future performance. Investment product that are offered in HBID is third party products, HBID is a selling agent for third party product such as Mutual Fund and Bonds. HBID and HSBC Group (HSBC Holdings Plc and its subsidiaries and associates company or any of its branches) does not guarantee the underlying investment, principal or return on customer investment. Investment in Mutual Funds and Bonds is not covered by the deposit insurance program of the Indonesian Deposit Insurance Corporation (LPS).

Important information on ESG and sustainable investing

Today we finance a number of industries that significantly contribute to greenhouse gas emissions. We have a strategy to help our customers to reduce their emissions and to reduce our own. For more information visit www.hsbc.com/sustainability.

In broad terms "ESG and sustainable investing" products include investment approaches or instruments which consider environmental, social, governance and/or other sustainability factors to varying degrees. Certain instruments we classify as sustainable may be in the process of changing to deliver sustainability outcomes. There is no guarantee that ESG and Sustainable investing products will produce returns similar to those which don't consider these factors. ESG and Sustainable investing products may diverge from traditional market benchmarks. In addition, there is no standard definition of, or measurement criteria for, ESG and Sustainable investing or the impact of ESG and Sustainable investing products. ESG and Sustainable investing and related impact measurement criteria are (a) highly subjective and (b) may vary significantly across and within sectors.

HSBC may rely on measurement criteria devised and reported by third party providers or issuers. HSBC does not always conduct its own specific due diligence in relation to measurement criteria. There is no guarantee: (a) that the nature of the ESG / sustainability impact or measurement criteria of an investment will be aligned with any particular investor's sustainability goals; or (b) that the stated level or target level of ESG / sustainability impact will be achieved. ESG and Sustainable investing is an evolving area and new regulations are being developed which will affect how investments can be categorised or labelled. An investment which is considered to fulfil sustainable criteria today may not meet those criteria at some point in the future.

THE CONTENTS OF THIS DOCUMENT OR VIDEO HAVE NOT BEEN REVIEWED BY ANY REGULATORY AUTHORITY IN HONG KONG OR ANY OTHER JURISDICTION.

YOU ARE ADVISED TO EXERCISE CAUTION IN RELATION TO THE INVESTMENT AND THIS DOCUMENT OR VIDEO. IF YOU ARE IN DOUBT ABOUT ANY OF THE CONTENTS OF THIS DOCUMENT OR VIDEO, YOU SHOULD OBTAIN INDEPENDENT PROFESSIONAL ADVICE.

© Copyright 2024. The Hongkong and Shanghai Banking Corporation Limited, ALL RIGHTS RESERVED.

No part of this document or video may be reproduced, stored in a retrieval system, or transmitted, in any form or by any means, electronic, mechanical, photocopying, recording or otherwise, without the prior written permission of The Hongkong and Shanghai Banking Corporation Limited.